- Work on healthy part of field first and last in affected part.



- Uproot and burn affected plants on spot.



- Avoiding wounding trees during weeding using pangas, hoes, tethering animals.



- Observe good crop management to the remaining crop e.g. apply manure/fertiliser and mulching as required.
- Plant other crops eg. beans, maize for at least 2 years before replanting with coffee.
- Avoid harvest from diseased trees.

For further advice contact your local agriculture staff immediately

Acknowledgement

This leaflet is an output from the Regional Coffee Wilt Programme funded by the Common Fund for Commodities (Project CFC/ICO/13)

For further information contact:
Director of Research
Coffee Research Institute (CORI), Kituza
P.O. Box 185, MUKONO-Uganda
Tel: 039 700725
E-mail: cori@africaonline.co.ug

Ministry of Agriculture, Animal Industry and Fisheries

NARO

INTERNATIONAL COFFEE ORGANIZATION

www.cabi.org

DO YOU KNOW COFFEE WILT DISEASE (CWD)?



SYMPTOMS OF CWD

- Leaves on one branch may turn yellow, wilt and fall off. The bare branch dries from the tip to its base.



- One branch or stem is affected at a time.



- One by one the branches dry up until the whole bush is dry.
- Berries remain on branches



- When the bush is pushed, it remains firm. This confirms CWD.



- Identify by scrapping bark with knife / panga.
- Blue black lines under the back is typical of CWD.



MANAGEMENT OF CWD

- Obtain planting materials from approved wilt free sources.
- Clean tools by fire (metal part).

