STORED PRODUCT INSECTS AND MITES IN UGANDA.

SILIM.M.N

Fig 2. Lasioderma Serricorne (Anobiidae)
- Lateral view (life size 2.0-2.5mm)

Fig 3. Araecerus fasciculatus (Anthribidae)-(life size 3-5mm)
(a) - dorsal view
(b) - lateral view-showing form of antennae.

ADULT COLEPTERANS OF STORED PRODUCTS.



Fig. 2.

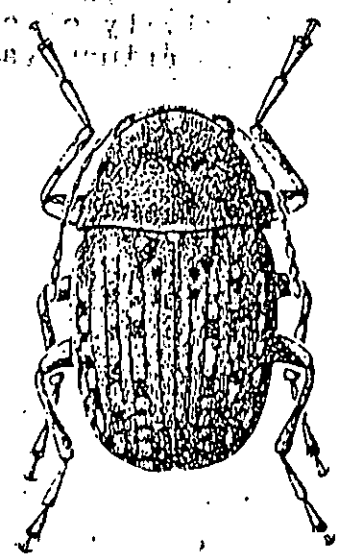

Fig. 3a.



Fig. 3b.

Fig 4: Rhyzopertha dominica (Bostrichidae) (life size 2.0-3.0mm
a) - dorsal view
b) - dorsal view of prothorax-showing flattened tuberde
c) - lateral view - showing gently convex declivity of elyt

Fig 5: Dinoderus minutus (Bostrichidae). (life size 2.5-3.5mm)
- showing strongly convex declivity of elytra

Fig 6: Dinoderus minutus - lateral view of prothorax, showing punctured posterior half and two foveae (arrowed).

* Fig 7: Prostephenus truncatus (Bostrichidae) (life size 3.0-4.5mm)
a) - lateral view, showing flattened declivity of elytra
b) - posterolateral view, showing curved carinae (arrowed)
c) - dosral view of prothorax.

* Not yet found in Uganda

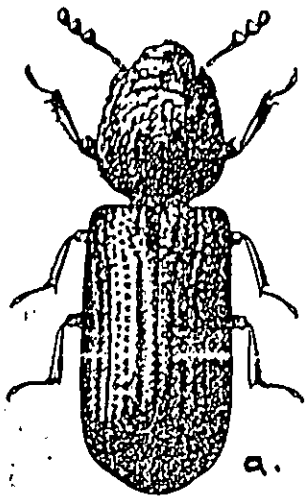





Fig 4.



Fig. 6.



Fig. 6.







Fig. 8.



Fig 11: Acanthoscelides obtectus (Bruchidae) - (life size 3.0-4.5mm

Fig 12: Callosobruchus spp (Bruchidae) (life size 2.5-3.5mm)

Fig 13: Caryeclon serratus (Bruchidae) (life size 3.5-6.8mm)

Fig 14: Zabrotes subfasciatus (Bruchidae) (life size 2.0-2.5mm)







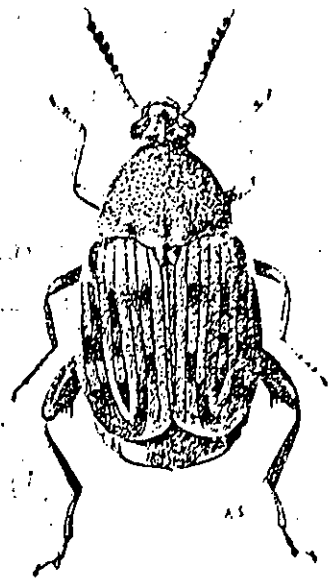

Fig. 11.

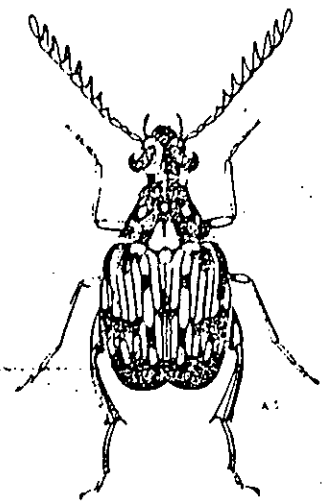

Fig. 12.

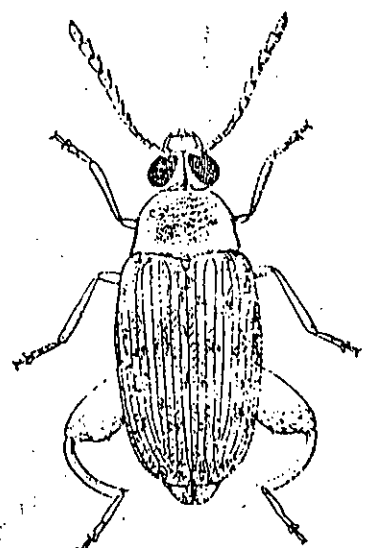

Fig. 13.

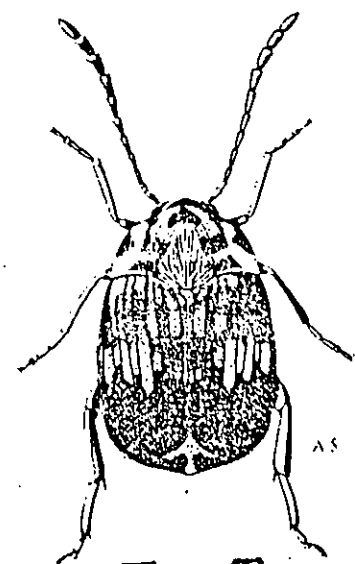

Fig. 14.

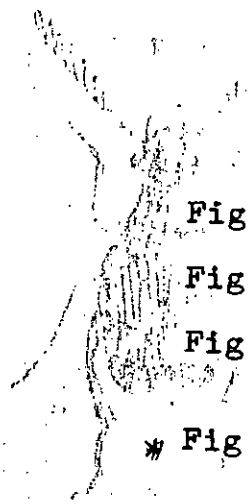

Fig 15: Necrobia rufipes (Cleridae) (life size 4.0-5.0mm)

Fig 16: Cryptolestes spp. (Cucujiidae) (life size 1.5-2.0mm)

Fig 17: Sitophilus oryzae/S.zeamais (Curculionidae) (life size 2.4-4.5mm)

* Fig 18: Trogoderma granarium (Dermetidae) (life size 2.0-3.0mm)

* Not yet found in Uganda





Fig. 15

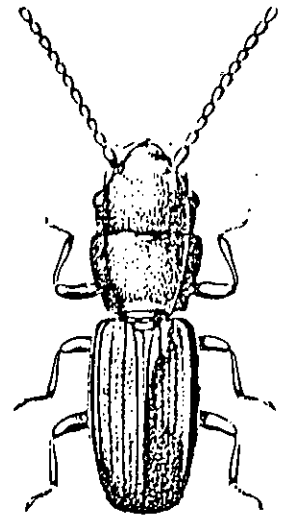

Fig. 16.

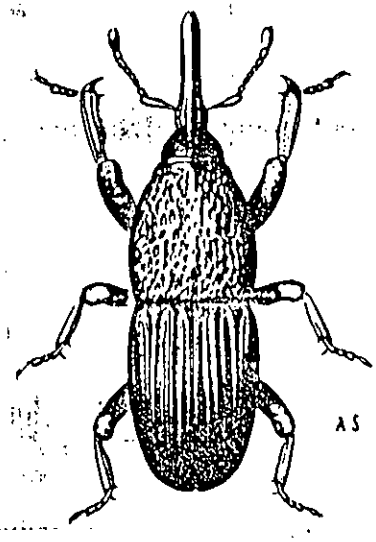

Fig. 17.

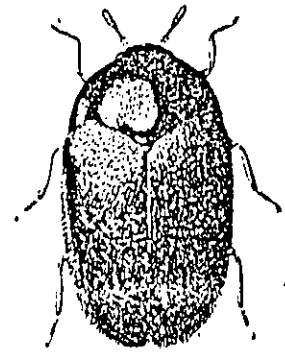

Fig. 18.

Fig 19: Dermestes spp. (Dermestidae) (life size 6.0-10mm)

Fig 20: Carpophilus spp. (Nitidulidae) (life size 2.0-4.0mm)

Fig 21a: Oryzaephilus spp (Silvanidae) (life size 2.5-3.5MM)

Fig 21b: Oryzaephilus spp. (dorsal view of head and thorax)

Fig 22a: Tribolium castaneum (Tenebionidae) (size 2.3-4.4mm)

Fig 22b: T. confusum (size 2.6-4.4mm)



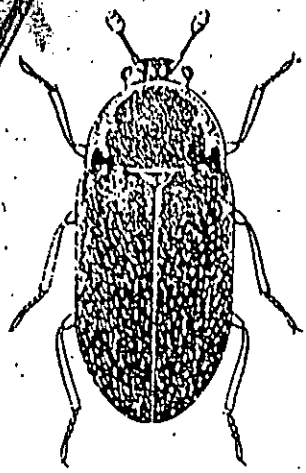

Fig. 19

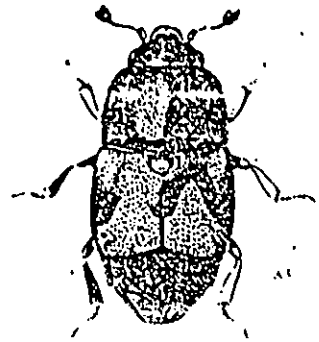

Fig. 20.

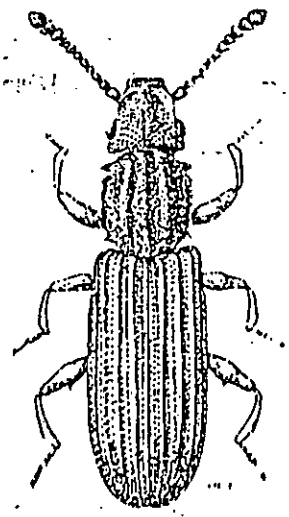

Fig 21a



Fig. 21b.

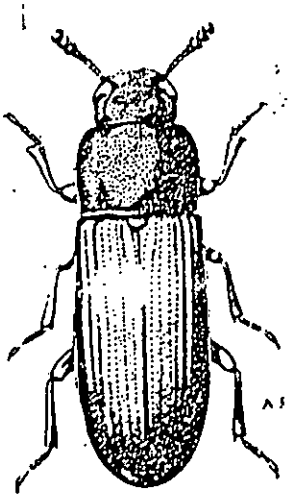

Fig. 22a.

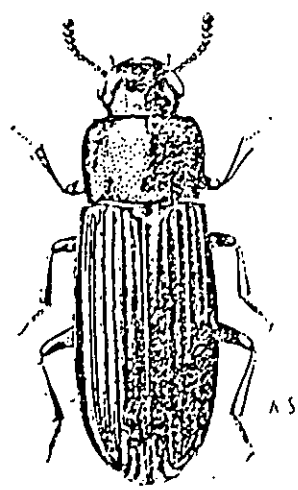

Fig. 22 b.

Fig. 23: Sitotroga cerealella (Gelechiidae) (Wing span 10-18mm)

Fig 24: Ephestia sp. (Pyralidae Phycitinae) (Wing span 11-27.5mm)

Fig 25: Plodia interpunctella (Pyralidae, Phycitinae) (Wing span 14-18mm

Fig 26: Corcyra cephalonica (Pyralidae, Galleriinae) (Wing span 15-25mm)

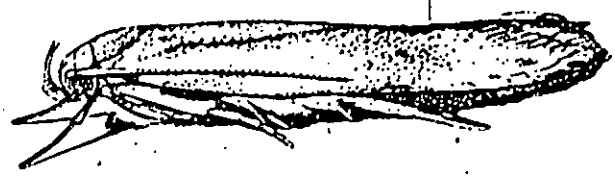

Fig. 23.

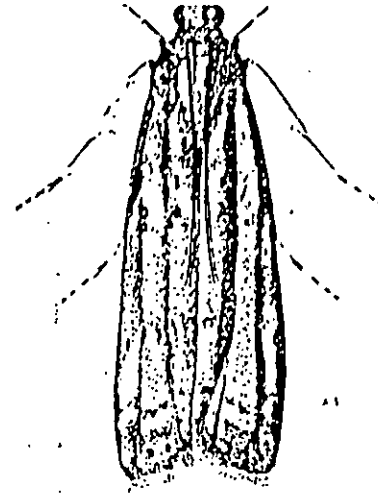

Fig. 24.



Fig. 25.

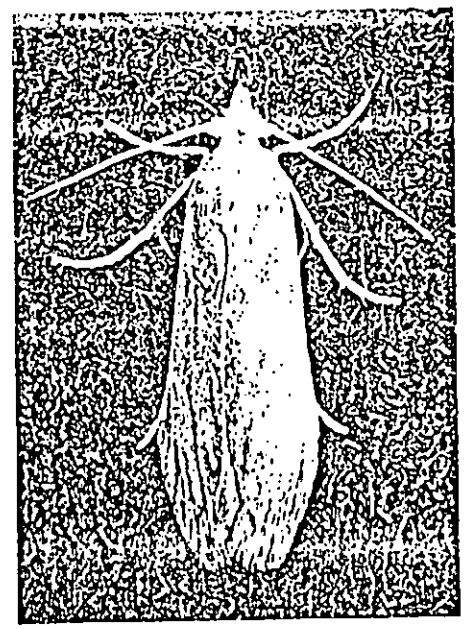

Fig. 26.



Types of Acarina

a- Astigmata - a glycyphagid mite
b- Astigmata - an acarid mite
c- Astigmata - an acarid mite
d- Prostigmata - a cheyletid mite
e- Mesostigmata, uropodina - a uropodid mite
f- Mesostigmata, Gamagina - an ascid mite



ACARINA (MITES) OF STORED PRODUCTS

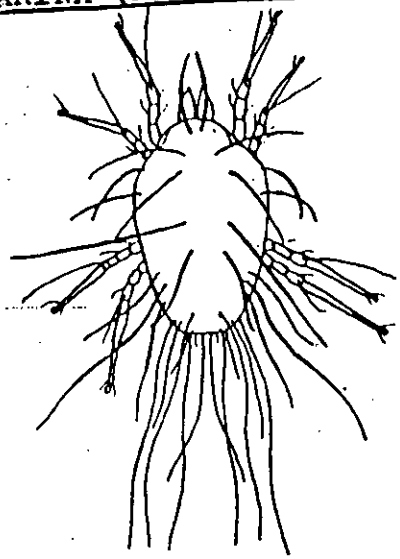

a



b

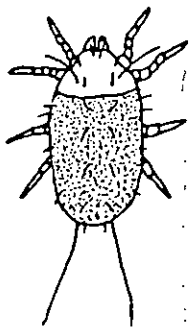

c

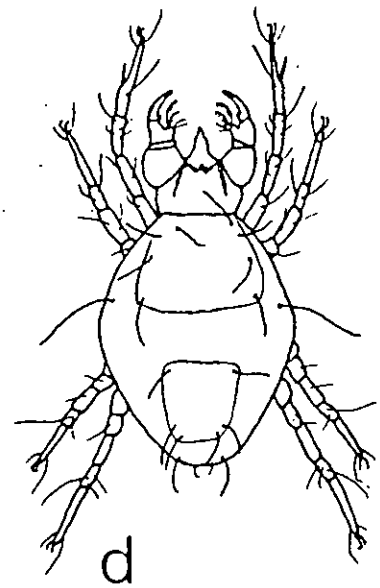

d



