Serere Agricultural and Animal Production Research Institute (SAARI)



P.O. Soroti
Tel: 077 221351, 077 702553
Fax: 077 250553
Email: saaridir@infocom.co.ug,
corsu@infocom.co.ug

NARO

DFID Department for International Development

Designed by MS Information Centre, P.O Box 657 Soroti,
Tel: 077 461507, 077 523587; Email: msinformation@hotmail.com

NARO

DFID Department for International Development

CLIENT-ORIENTED AGRICULTURAL RESEARCH AND DISSEMINATION PROJECT



FIELD GUIDE FOR CONDUCTING PARTICIPATORY IMPACT ASSESSMENT

2.8. Knowledge of technology

- Improved method of production
- Ability to train others
- Number of third party trained
- Ability to adapt technology to own conditions
- Knowledge on disease control and management
- Knowledge of where technology is available
- Visits generated to the group as a result of the activity

2.9. Indicators of participatory processes

- Joint field activities mounted
- Joint hosting of visitors
- Other informal joint activities
- Other formal joint activities

2.10. Institutional capacity building

- Positive impacts on institutions
- Ability of CBO to provide extension services \on the technology
- CBO involved in proposal writing
- CBO involved in training activities
- Positive impacts on institutional culture

NARO

DFID Department for International Development

FIELD GUIDE FOR CONDUCTING PARTICIPATORY IMPACT ASSESSMENT

MONITORING AND EVALUATION SERIES

NO 3

BY

LEONARD ORUKO

SEPTEMBER 2002

ACKNOWLEDGEMENT

These guidelines are a product of a team effort from the Client Oriented Agricultural Research and Dissemination (COARD) Project. We would like to thank all project implementers who participated in the original workshops. Above all, many thanks to the farmers who actively participated in the pre-testing and refinement of this document.

- Planting and harvesting twice a year

2.7. Adoption and use of technology

- Number of households in contact with the technology i.e. Technology awareness units and technology adoption units
- Using disease free planting material
- Use of poultry manure
- Farmers with improved poultry breeds
- Less disease



One of the farmer led projects visited during the pretest of the guidelines in Kobuin - Ngora

- Improved soil fertility-use of poultry manure
- Better education for children
- Can provide school fees

2.4. Food Security

- Less reliance on purchased staple
- Ability to purchase staples
- Food availability in the dry season
- Surplus farm produce for sale (both food and cash crops)
- More food in the store

2.5. Savings

- Less expenditure on food
- Less expenditure on inputs-feeds

2.6. Changes in production and productivity

- Increased area under a crop, chicks reared to maturity
- Increased livestock productivity-chicks per calendar year, eggs per laying season
- Reduced disease incidence

TABLE OF CONTENTS

FOREWARD ii

1. PARTICIPATORY IMPACT ASSESSMENT.....1

1.1.Session 1: Obtaining the Project Implementers' perspective (Approximately 3 Hours) ... 1

1.2. Session 2: Obtaining the farmers' perspective (Approximately 4 Hours) 5

1.3. Session 3: Getting a convergence of views (Approximately1.5 Hours) 9

1.4. Session 4: Development of Community Action Plan (Approximately 4 Hours) 10

2. POSSIBLE INDICATORS OF IMPACT 13

2.1. Income.....13

2.2. Changes in well being.....13

2.3. Investment.....13

2.4. Food Security 14

2.5. Savings.....14

2.6. Changes in production and productivity.....14

2.7. Adoption and use of technology.....15

2.8. Knowledge of technology 16

2.9. Indicators of participatory processes 16

2.10. Institutional capacity building 16

FOREWARD

The Client Oriented Agricultural Research and Dissemination (COARD) Project initiated series of activities as part of the monitoring and evaluation strategy for the supported projects. This volume provides guidelines for conducting ex-ante participatory impact assessment both by implementers and beneficiaries of a given project. This booklet/guidelines is accompanied by a video clip illustrating the process.

The guidelines are generic in nature and can be used by a wide spectrum of development practitioners. We discourage a "standard cook book" approach to this exercise hence the use of Guidelines instead of a Checklist.

However, facilitators of the field exercise should be conversant with Participatory Rural Appraisal (PRA) tools. Flexibility in the application of tools should maintained at all times. Always focus on the Impact of the project being evaluated.

2. POSSIBLE INDICATORS OF IMPACT

2.1. Income

- Increased Household income
- Improved ability to provide for family/work outside
- Increased income from farming activities
- Increased income from sales
- Better prices for improved breeds, eggs
- Timing of sales to generate maximum returns

2.2. Changes in well being

- Improved living standards-ownership of radio, bicycle, mobile phones
- Improved diet from current one-consumption of eggs, poultry meat
- Availability of different food types

2.3. Investment

- Increased scale of farming-land area, number of poultry
- Improved housing
- Bought and built commercial plots

duration of the consultative process. Often, routine farmer consultations during a participatory research exercise take a few hours. In the case of participatory impact assessment, the field exercise takes approximately 1.5 days.

Sessions 1 and 2, including a lunch break of 1 hour takes approximately 7 hours. These two sessions are best conducted on the first day. Session 3 on development of Community Action Plan should be conducted on the second day of the field exercise.

We discourage a "standard cook book" approach to this exercise hence the use of Guidelines above instead of a Checklist. However, facilitators of the field exercise should be conversant with Participatory Rural Appraisal (PRA) tools. Flexibility in the application of tools should maintained at all times. Always focus on the Impact of the project being evaluated.

1.0 PARTICIPATORY IMPACT ASSESSMENT

1.1. Session 1: Obtaining the Project Implementers' Perspective (Approximately 3 hours)

Identify the case study project in advance. The facilitators of the exercise should be guided by the following to obtain the Implementers Perspective of the likely impacts in advance.



Implementers sharing their views on project impacts

1. The project implementers should give an overview of the project clearly indicating the following;

a) Goal and objectives of the project,
b) Expected outputs,
c) Target beneficiaries/Clients e.g. farmers in sub-County X, Extension staff such as NAADS service providers, etc,
d) Expected benefits to target clients (check the log-frame),
e) Specific experiences during the implementation e.g. unforeseen benefits/costs, fears/concerns about the project,

2) The team of implementers should then proceed to identify the likely impact/benefits of the project on target beneficiaries.
   a) Indicators of Impact at household level,
   b) Indicators of Impact at community level,
   c) Ranking of Impact clearly indicating the criteria for ranking.

3) Having identified the likely impact and their indicators, the team of implementers should analyse how to measure the impact of the project on target beneficiaries.



Farmers present their view in plenary with implementers so as to develop a common position

a) What data/information should be collected by the households.
b) What data/information should be collected by the implementers.
c) After what duration (frequency of data collection) should each stakeholder collect the information.
d) Plan for review meetings to discuss the participatory impact assessment results.

When organising for the field exercise, it is important that the farmers are given an indication of the likely



One of the project implementers presents their (implementers') views in a consensus building session

a) Where possible, the farmers should elect their representative to present the findings from the field workshop (see picture on Page 11).
b) These findings should be compared with those generated by the project implementers.
c) A consensus should be developed based on the above.

9) Having identified the key impact indicators and their possible magnitude, an action plan should be developed by both the facilitators and the farmers specifying;

a) For each benefit identified earlier on, identify what and how to measure the impact
b) For each benefit identify whether the magnitude of impact is expected to be;
   - Large
   - Moderate
   - low

In each case clearly give the main reason for the indicated magnitude of impact.

(Remember it is the magnitude of the impact generated by the project being analysed!)

c) For each benefit indicate when the said impact is likely to be realised e.g. after 2, 5 or 10 years
d) For each benefit Identify conditions that would increase the magnitude and possibility of realis ing the benefit
e) For each benefit Identify conditions that would reduce the magnitude and possibility of realising the benefit/impact

4) Planning for the Field workshop with farmers

a) The proceedings above should be recorded clearly preferably on a flip-chart for the purposes of sharing with project beneficiaries.

b) The team of implementers should "transform" themselves into facilitators. Selection of the Lead Facilitators should be based on good command of the language spoken by farmers. Likewise, 2 secretaries should be identified; one to record the proceedings on a note pad and the other on a flipchart in the case where none of the farmers are willing/able to record the proceedings.



Project implementors preparing for field work to get farmers views

1.3. Session 3: Getting a convergence of views (Approximately 1.5 hours)

6) Compare the results with those generated by the facilitators (project implementers), paying attention to similarities and divergences on;

a) Impact indicators,

b) Magnitude of impact,

c) Expected time lag before the benefits are realised.

7) Develop a consensus on;

- Indicators of impact,
- Measurements of impact,
- Possible magnitude of the impact,
- Expected duration for realisation,

1.4. Session 4: Development of community Action Plan (Approximately 4 hours)

8) The results of the field exercise should be presented to a plenary of the groups comprising farmers and the facilitators.

4) Measuring impact

a) For each benefit identified earlier on, identify ways of measuring (how to measure)

b) For each benefit identify whether the magnitude is expected to be large moderate or low

c) Get the participating farmers to indicate when they hope realise the benefits e.g. in 2, 5 or 10 years.

NB: For the above, keep reminding the beneficiaries to restrict their focus to the project being analysed e.g. a)how to measure increase in income arising from a poultry project, b) the expected contribution of the poultry project to the increase in income.

5) For each benefit;

a) Identify conditions that would increase the magnitude and possibility of realising the benefit (inherent assumptions by the farmers)

b) Identify conditions that would reduce the magni tude and possibility realising the benefit/impact (inherent assumptions by the farmers)

1.2. Session 2: Obtaining the farmers' perspective (Approximately 4 Hours)

The project implementers should organise the group of farmers and the venue for the meeting prior to the field workshop.

1) The team leader should introduce the group of facilitators to the farmers and indicate the purpose of the visit. This introductory session should indicate clearly the duration of the visit and the expected outputs.

2) A representative/representatives of the farmers should give an overview of the project including;

a) How the farmers/beneficiaries got to know about the project,

b) The farmers' role in the design of the project,

c) The farmers' role in the implementation of the project,

d) The farmers' experience during the project implementation,

e) The farmers' expectations/benefits from the project,

f) The farmers' fears/concerns about the project.



A farmer presenting his views on the potential project impacts to the project implementers

3) The expectations should then be turned into impact analysis.

It is important to keep reminding the beneficiaries that the solicited impact should be those of the project being analysed.

a) Focusing on the benefits, the analysis should indicate;

- Farmers' perception of impact/benefit at household level

- Farmers' perception of impact/benefit at community level

b) Get the farmers/beneficiaries to rank the benefits in order of importance

c) Clearly indicate criteria for ranking

An array of tools are such as pair-wise ranking are available for this exercise.



Project implementers obtaining views on potential project impacts from the beneficiaries